

# DROP

## City Water Softener

Removes Unwanted Chemicals Found in City Water



### Summary

The DROP City Water Softener is a professional grade smart water softener that is available in larger sizes to fit your household needs. The DROP City Softener will remove unwanted chemicals present in most city water. It features two piece construction for ease of maintenance.

### Features

- Eliminates Hardness (Calcium & Magnesium)
- Reduces Chlorine and Chloramine taste & odor
- Demand Initiated Regeneration
- Treated Water Refill with Pre-Brine Option
- Adjustable Cycle Times
- 9V Battery Backup for Power Loss
- DROP App to Control System from Anywhere
- Water Usage Data and History
- Provides text messages, emails and/or push notifications for low salt and other system information to your smartphone.
- Proprietary two valve manual bypass with 1" MNPT Connections.
- 5 Year Warranty

Like all DROP water softeners, the City Water Softener utilizes a patented piston design that provides the ability to shut off water to the home. When paired with DROP Leak Detectors through the DROP Hub, this system provides all the benefits of a top of the line water softener, home leak protection, and a water conservation system in one.

### DROP Leak Detectors

Place DROP Leak Detectors under sinks and dishwashers, behind toilets or washing machines, near your water heater, or anywhere that water might leak or collect. If a leak or freezing temperature is detected, the Leak Detector will have the DROP City Water Softener turn off your water.

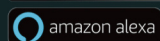
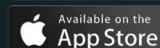


**DROP**

Chandler Systems Inc.  
710 Orange St.  
Ashland, OH 44805

P | 833-289-3767  
F | 419-281-2375

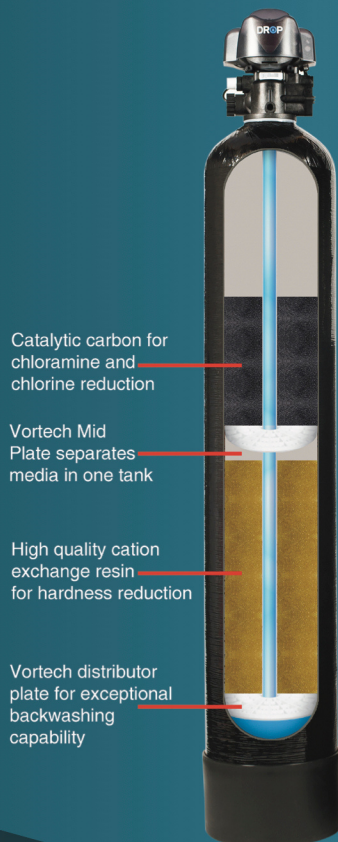
dropconnect.com  
chandler-systems-inc.com



Product Specifications	SC-32	SC-48
Catalytic Carbon Media	.5 ft <sup>3</sup>	1.0 ft <sup>3</sup>
Capacity / Salt Used per Regeneration*	27,000 Grains / 9 lbs	40,000 Grains / 15 lbs
Maximum Raw Water Hardness	75 Grains	100 Grains
Maximum Clear Iron / Magnesium	5 ppm	5 ppm
Exchange Resin	1.0 ft <sup>3</sup>	1.5 ft <sup>3</sup>
Mineral Tank	10 x 54 polyglass	13 x 54 polyglass
Brine Tank	16 x 33 polyethylene	16 x 33 polyethylene
Service Flow Rate **	5.0 gpm	8.0 gpm
Backwash Flow Rate	2.4 gpm	3.5 gpm
Gallons Used / Regeneration	81	105
Electrical Requirements	12V DC Power Supply (included)	12V DC Power Supply (included)
Battery Backup	9V Battery Backup for power loss	9V Battery Backup for power loss
Product Dimensions and Size	D: 16in W: 28in H: 62in	D: 16in W: 31in H: 73in
Approximate Shipping Weight	130 lbs	240 lbs

\* Factory Salt Setting: 9 lbs / ft<sup>3</sup>

\*\* The pressure drop does not exceed 15.0 psi at the service flow rate.



Catalytic carbon for chloramine and chlorine reduction

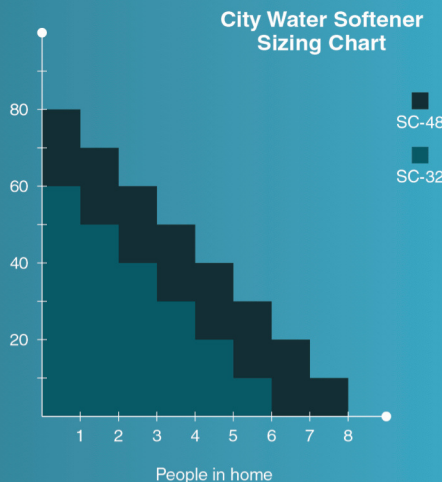
Vortech Mid Plate separates media in one tank

High quality cation exchange resin for hardness reduction

Vortech distributor plate for exceptional backwashing capability



**(703) 721-7256**  
www.meflow.com



## Don't Know Your Water Hardness

Our in-house water lab can test your water and determine the best solution for you! Visit our website or give us a call for more information.



**SCAN TO WATCH VIDEO AND SEE HOW THE DROP SYSTEM WORKS!**

**DROP**

Chandler Systems Inc.  
710 Orange St.  
Ashland, OH 44805

P | 833-289-3767  
F | 419-281-2375

dropconnect.com  
chandler-systems-inc.com



For the most up-to-date list of patents, visit our patents on our website: [dropconnect.com/patents](http://dropconnect.com/patents)